

# 5PF5

## **FIRST MATE** SERIES

### Simple Perfection

Thern's First Mate series portable davit cranes quite simply, are perfect for a large variety of lifting jobs. Simple set-up, easy to use and easy to transport, makes the First Mate ideal for multiple station service. With multiple bases in place, the Thern First Mate goes anywhere you need an affordable, portable davit crane.



### 850 lb Capacity (385 kg) Portable Davit Crane

- Rugged and affordable
- Manual or Power Winch Operation
- 360° Rotation
- Five Corrosion-Resistant Finishes
- Easy, No-Tools Assembly/Disassembly
- Variety of Bases
- 2-Year Warranty



Model 5PF5M1  
Base 5BP5



Winona, MN USA | 1-800-843-7648 | [www.thern.com](http://www.thern.com)

## **FIRST MATE** 5PF5 SERIES

*Easily lift up to 850 lbs (385 kg)*

*Thern winches and cranes work harder to make your work easier!*

*Set up a Thern Davit Crane and take it **EASY!***

### **EASY ON YOUR BACK**

Easily lift and position loads up to 850 lbs (385 kg) and up to 79 ft (24 m) below base. Longer lifts available.

Thern First Mate can be configured with a Thern spur gear or worm gear hand winch for short lifts or a Thern power winch for long lifts.

### **EASY ON YOUR BUDGET**

Powerful and affordable - Lift heavy loads more economically than alternative methods. Install multiple bases - Quickly fold down crane and move from station to station or mount on wheel base and take the crane to your task.

### **EASY SET-UP AND TAKE DOWN**

Pedestal, flush or wall mount bases are simply anchored to existing pump stations, floor slabs or other solid surfaces with four anchor bolts. Crane installs in minutes with no tools necessary.

Simple installation allows mounting on roof tops, trucks, boats, docks, silos, towers and more!



### **2-YEAR WARRANTY**

Industry-leading two-year limited warranty.



Swaged ball fitting allows you to quickly attach or remove the wire rope from the winch - Wire rope remains attached to submersed pumps, etc., while the crane is stored or moved to a new location.

hand winch  
15 lbs  
6.8 kg

boom  
29 lbs  
13.2 kg



**ROTATION HANDLE**  
Provides operator safer crane rotation away from load.  
2 lbs .9 kg



Quick-release clevis style pins for easy assembly without tools.



**ROTATIONAL LOCK**  
Optional lock holds crane position at 30° increments.  
316 Stainless Steel

**REPLACEABLE BUSHING**  
provides smooth and easy crane rotation while under load.

Model Shown  
5PF5-M1  
Base 5BP5

mast  
23 lbs  
10.4 kg

flange  
bearing

pedestal  
base  
18 lbs  
8.2 kg



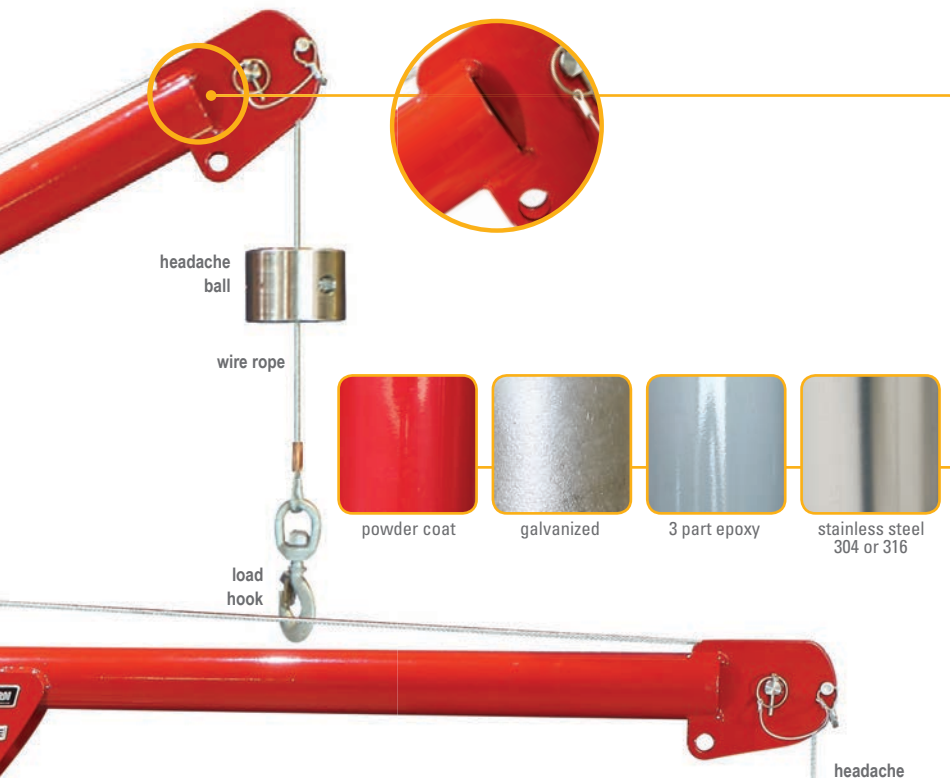
Quick mount winch bracket. Attach winch to bracket and then easily mount bracket on crane without tools - via quick connect pins.  
3 lbs 1.4 kg

**BASE EXTENSION**  
Optional extension adds 15" more height to wall, flush or pedestal bases.  
17 lbs 7.7 kg

**KEY HOLE SLOT**  
If crane is moved to new location - Anchor swaged ball end of wire rope into key hole slot (on pedestal and wall mount bases only) - Wire rope remains attached to load.



# FEATURES AND BENEFITS



## WELDED STEEL CONSTRUCTION

Crane and base fabricated from heavy duty structural steel that meets ASTM standards.

## CORROSION RESISTANT FINISHES

Powder coating is standard on crane. Four optional finishes available.



## ADJUSTABLE BOOM ANGLE

3 convenient positions for operation.

## PORTABLE

Crane quickly folds down and locks for storage or transport.

## 360° ROTATION

Bearing on bottom of mast allows smooth and easy rotation while under load.

## HEADACHE BALL (Optional)

Keeps cable taut when no load is attached. Sold separately.

## WIRE ROPE ASSEMBLY

Available in a variety of lengths in galvanized and stainless steel. Sold separately.

## QUICK MOUNT WINCH (fig. 4)

Once attached to bracket, the winch can be quickly mounted or removed from crane.

## EASY ASSEMBLY & DISASSEMBLY

Clevis style stainless steel pins allow for easy assembly, quick boom adjustments and disassembly - No tools necessary.

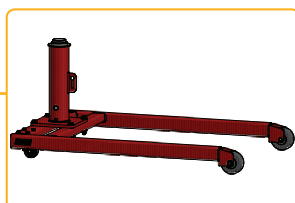

## CRANE STANDARDS

Meets CE and relevant ASTM standards.



## VARIETY OF BASES

Pedestal, flush, wall and wheel bases provide a variety of mounting solutions. Sold separately.



These products are not for lifting people, or things over people.

FMCS-0418


Complete, downloadable details on line  
[www.thern.com](http://www.thern.com)

**Thern**  
Winches & Cranes



# FIRST MATE PORTABLE DAVIT CRANE

Model 5PF5-M1  
shown with pedestal base



## **FIRST MATE**

### Portable Davit Cranes

**Hand Winch Operation**  
**Up to 850 lb (385 kg) capacity**

*Ordering your crane is as easy as 1... 2... 3...*

Select the option that best suits your needs for each item.  
Fill in the boxes below to create your crane number.

1 Crane	2 Optional Finish*	3 Winch
5PF5		

i.e. 5PF5G-M1

\* Leave blank for standard powder coat finish

**4** Order your Base, Wire Rope Assembly and  
Optional Accessories separately. See next page.

• **Two-Year Limited Warranty**

#### CRANE MODEL

- **Crane Rotates 360°** on a sleeve bearing in the base. Handle on crane makes rotation easy.
- **Adjustable Boom Angle** with 3 different positions for operation.
- **Crane** folds down for storage or transport.
- **Optional Lock** holds crane position at 30° increments.

#### 1 CRANE MODEL 5PF5

Model	Description	Approx. Ship Weight
5PF5 <sup>1</sup>	Up to 850 lb capacity - portable davit crane	54 lb 24.5 kg

Please contact Them or nearest Them Distributor for firm fixed price and delivery.

<sup>1</sup> **Base Model includes corrosion resistant electrostatic powder coated finish.**  
**Other finishes available. See option 2.**

#### OPTIONAL FINISHES

- **Galvanized Finish** provides extra protection against corrosion.
- **Stainless Steel Models** are constructed of 304 or 316 stainless steel with an electro-polished finish for superior corrosion resistance.
- **Epoxy Grey Finish** provides extra protection against corrosion.

#### 2 OPTIONAL FINISH (Crane Only)

Finish	Description
G	Galvanized finish - crane only
S	304 Stainless steel construction - crane only
S316	316 Stainless steel construction - crane only
X	Grey* Epoxy Paint Finish - crane only

\*Custom colors available - Contact factory

#### WINCH MODELS

- **Hand Winch Operated Models** include spur gear or worm gear hand winch with brake for load control. Model M2 winch can be drill-driven, 300 rpm max.
- **Power Winch Operated Models** include electric winch with pendant control and brake. Other power options available, please contact Them.
- **Quick Disconnect Anchor** for quickly attaching or removing wire rope equipped with a swaged ball fitting.

#### 3 WINCH OPTIONS

Winch	Description	Aprx. Ship Weight
M1	M4022PB-K - zinc plated spur gear hand winch	17 lb 7.7 kg
M2	4WM2-K - red powder coat worm gear hand winch	42 lb 19.1 kg
M2X	4WM2EGRA-K - grey epoxy worm gear hand winch	42 lb 19.1 kg
M3	M4042PBSS-K - stainless steel spur gear hand winch	24 lb 10.9 kg
E2	4WP2-K red enamel electric winch - 115/1/60 VAC w/6 ft pendant control	85 lb 39 kg
E2X	4WP2EGRA-K grey epoxy electric winch - 115/1/60 VAC w/6 ft pendant control	85 lb 39 kg
E4	4777-K red enamel electric winch - 115/1/60 VAC w/6 ft pendant control	110 lb 50 kg
E4X	4777EGRA-K grey epoxy electric winch - 115/1/60 VAC w/6 ft pendant control	110 lb 50 kg
E4DC	4777DC-K red enamel electric winch - 12 volt DC w/10 ft pendant control	124 lb 57 kg
E4DCX	4777DCEGRA-K grey epoxy electric winch - 12 volt DC w/10 ft pendant control	124 lb 57 kg

## 4 First Mate Series Bases, Wire Rope Assemblies and Accessories

### INDEPENDENT BASES – sold separately

- **Pedestal, Socket (flush mount) or Wall** mount style
- **Wheel Base** for floor crane operation. Base includes stationary front wheels and rear caster wheels for 360° maneuverability. See Model 5BR5.
- **Important:** Base installation is purchaser's responsibility. Thern recommends consulting a civil engineer or other qualified professional. Contact Thern for installation guidelines.



Finishes	MODELS				
	Pedestal	Flush	Wall	Wheel	Extension
Powder Coat Paint	5BP5	5BF5	5BW5	5BR5	5BE5-15
Galvanized	5BP5G	5BF5G	5BW5G	-	5BE5-15G
304 Stainless Steel	5BP5S	5BF5S	5BW5S	-	5BE5-15S
316 Stainless Steel	5BP5S316	5BF5S316	5BW5S316	-	5BE5-15S316
Epoxy Paint	5BP5X	5BF5X	5BW5X	5BR5X	5BE5-15X
Approximate Ship Weight	21 lbs (9.5 kg)	21 lbs (9.5 kg)	23 lbs (10.4 kg)	77 lbs (35 kg)	17 lbs (7.7 kg)

### WIRE ROPE ASSEMBLIES – sold separately

- **Galvanized or Stainless Steel** wire rope assemblies with swaged ball fitting to work with the quick disconnect anchor on the winch. 316 Stainless Steel assemblies available - contact factory.

Wire Rope Length		Galvanized Aircraft Cable		304 Stainless Steel Wire Rope	
		3/16" Dia. (4.8 mm)	1/4" Dia. (6.4 mm)	3/16" Dia. (4.8 mm)	1/4" Dia. (6.4 mm)
(ft)	(m)	Model No.	Model No.	Model No.	Model No.
20	6.0	WA19-20NS	WA25-20NS	WS19-20NS	WS25-20NS
28	8.5	WA19-28NS	WA25-28NS	WS19-28NS	WS25-28NS
36	10.9	WA19-36NS	WA25-36NS	WS19-36NS	WS25-36NS
45	13.7	WA19-45NS	WA25-45NS	WS19-45NS	WS25-45NS
60	18.2	WA19-60NS	WA25-60NS	WS19-60NS	WS25-60NS
75	22.8	WA19-75NS	WA25-75NS	WA19-75NS	WS25-75NS
90	27.4	WA19-90NS		WA19-90NS	

### ACCESSORIES - Sold Separately

#### Base Installation Anchor Kits

4 Hilti® Torque controlled expansion anchors  
1.4 lb 0.64 kg

**AN50A-5** - Zinc plated steel STL KB-TZ


**AN50A-5S** - 304 Stainless steel SST304 KB-TZ

**AN50A-5S316** - 316 Stainless steel SST316 KB-TZ



**Cable Spool** - 316 Stainless steel reel winds up wire rope when detached from crane.

**Model No. RW50** - 12 lb 5.5 kg



**Wire Rope Keeper** - Stainless Steel bracket attaches to base or other structure to hold free end of the wire rope when detached from crane.

**Model RK19-25S** - 304 Stainless Steel

**Model RK19-25S316** - 316 Stainless Steel



#### Headache Ball

Keeps cable taut when no load is attached

Fits 1/8" (3mm) to 1/4" (6mm) wire rope diameters

**HB10-12-25** - Painted steel 10 lb 4.5 kg

**HB10S-12-25** - Polished 316 Stainless steel 10 lb 4.5 kg



**Drill Drive Kits** - 300 rpm drill motor to power drive the M2 hand winch option. Includes 1-1/8" hex drive socket

**Model ED300-DW11** - 120 VAC power drill kit

**Model ED300-DW06** - Cordless drill kit



#### 5PF5 Series Rotational Lock

Holds crane position at 30° increments.

**Model No. 5PF5LCK** - 316 Stainless Steel



### IMPORTANT:

It is the owner or operator's responsibility to determine the suitability of the equipment to its intended use. Study all applicable codes, manuals and regulations. Be sure to read the Owner's Manual supplied with the equipment before operating it.



These products are not for lifting people, or things over people.

FMCS-0418

Complete, downloadable details on line  
[www.thern.com](http://www.thern.com)



# FIRST MATE PORTABLE DAVIT CRANE

## PERFORMANCE

### First Mate 5PF5 Series Performance<sup>1</sup> Lift Below Floor Level with Pedestal Base

Lift Below <sup>2</sup> Floor				Wire Rope Diameter		Wire Rope Length		Winch Configurations				
Minimum (C)		Maximum (A)						M1	M2	M3	E2	E4
(ft)	(m)	(ft)	(m)	(in)	(mm)	(ft)	(m)					
6	1.8	9	2.7	3/16	5	20	6.0	x	-	x	-	x
14	4.2	17	5.1	3/16	5	28	8.5	x	-	x	-	x
22	6.7	25	7.6	3/16	5	36	10.9	x	-	x	-	x
31	9.4	34	10.3	3/16	5	45	13.7	x	-	x	-	x
46	14.0	49	14.9	3/16	5	60	18.2	-	-	x	-	x
61	18.5	64	19.5	3/16	5	75	22.8	-	-	x	-	x
76	23.1	79	24.0	3/16	5	90	27.4	-	-	x	-	x
6	1.8	9	2.7	1/4	6	20	6.0	-	x	x	x	x
14	4.2	17	5.1	1/4	6	28	8.5	-	x	x	x	x
22	6.7	25	7.6	1/4	6	36	10.9	-	x	x	x	x
31	9.4	34	10.3	1/4	6	45	13.7	-	x	x	x	x
46	14.0	49	14.9	1/4	6	60	18.2	-	x	-	x	x
61	18.5	64	19.5	1/4	6	75	22.8	-	x	-	x	x



**For longer lifts - Up to 285 ft. (86.8 m) - Please contact factory**

<sup>1</sup> Performance Characteristics are for standard products. Non-standard products may vary from the original design. Contact Thern, Inc. for this information.

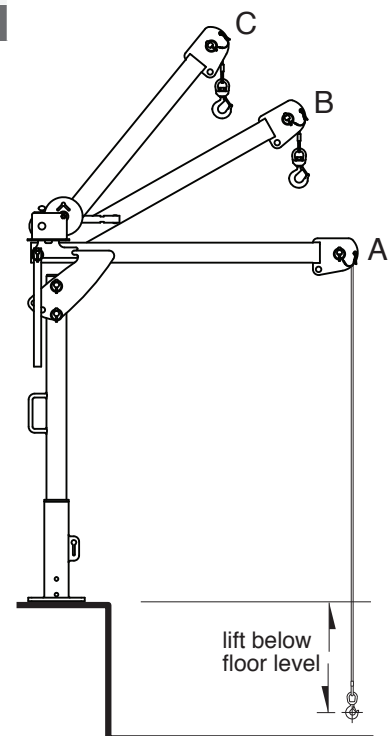
<sup>2</sup> Lift below floor level varies depending on boom position and base configuration. **For longer lifts please contact factory.**

### First Mate 5PF5 Performance Ratings<sup>1</sup> For all winch configurations

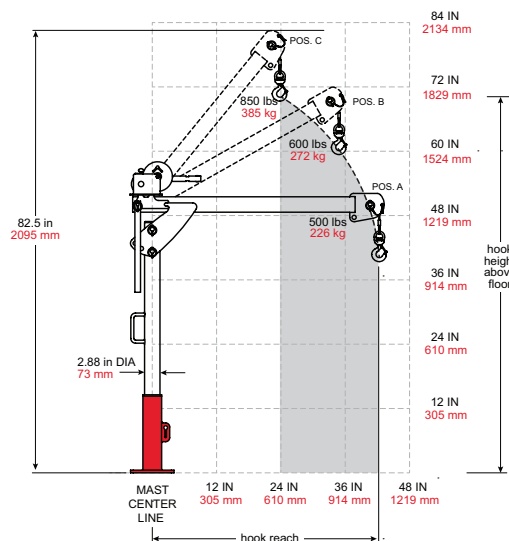
Boom Position	Load Rating <sup>2</sup> 1/8" (3mm) Diameter wire rope		Load Rating <sup>2</sup> 3/16" and 1/4" (5 & 6mm) Diameter wire rope	
	(lb)	(kg)	(lb)	(kg)
A	500	226	500	226
B	570	258	600	272
C	570	258	850	385

<sup>1</sup> Performance Characteristics are for standard products. Non-standard products may vary from the original design. Contact Thern, Inc. for this information.

<sup>2</sup> Load Rating with 7x19 Galvanized Aircraft Cable. Load Rating may be reduced with other rope types.

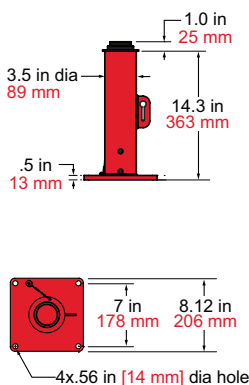


## Pedestal Base



### Pedestal Base

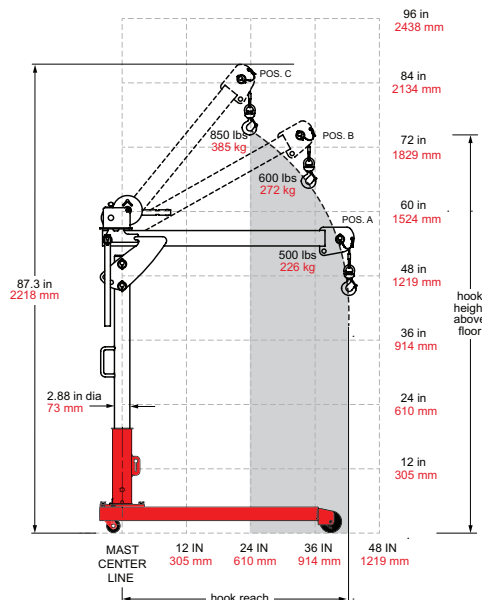
5BP5, 5BP5G, 5BP5S,  
5BP5S316, 5BP5X



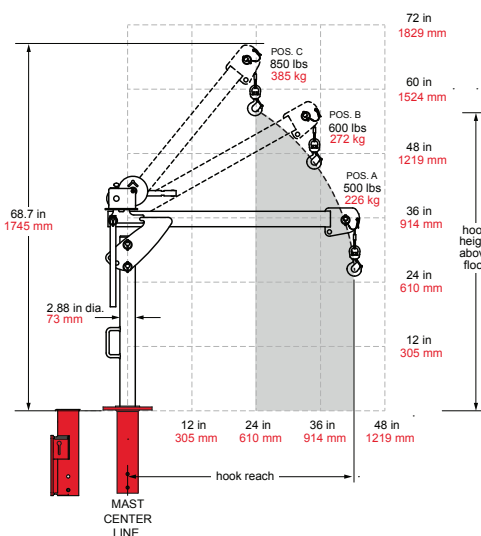
## DIMENSIONS

### Wheel Base

5BR5, 5BR5X

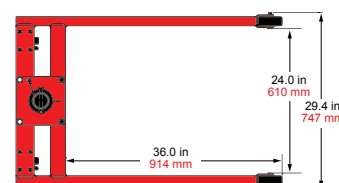
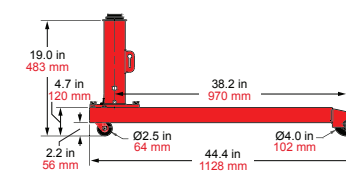
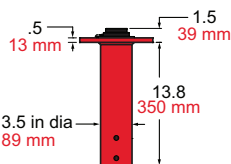
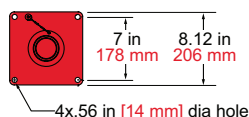


## Flush or Wall Mount Base



### Flush Mount Base

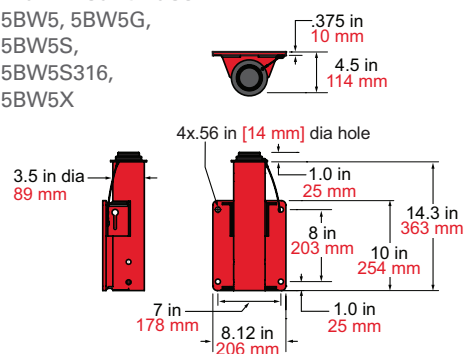
5BF5, 5BF5G, 5BF5S,  
5BF5S316, 5BF5X



**IMPORTANT:** Crane DOES NOT rotate in base when assembled in 5BR5 wheel base.

## Wall-Mount Base

5BW5, 5BW5G,  
5BW5S,  
5BW5S316,  
5BW5X



## First Mate Reach & Height Above Floor

Boom Position	Hook Reach		Hook Height					
			Pedestal Base		Roll Base		Flush or Wall Base	
	(in)	(mm)	(in)	(mm)	(in)	(mm)	(in)	(mm)
A	42	1066	40	1016	44.5	1130	26	660
B	35	889	60	1524	64.5	1638	46	1168
C	24	609	70	1778	74.5	1892	56	1422

Dimensions are for reference only and subject to change without notice.

## IMPORTANT:

It is the owner or operator's responsibility to determine the suitability of the equipment to its intended use. Study all applicable codes, manuals and regulations. Be sure to read the Owner's Manual supplied with the equipment before operating it.



These products are not for lifting people, or things over people.

FMCS-0418

Complete, downloadable details on line  
[www.thern.com](http://www.thern.com)







**MADE IN USA** 

**Thern, Incorporated**  
World Headquarters  
5712 Industrial Park Road Winona, MN USA  
TF: 1-800-843-7648  
Phone: 1-507-454-2996  
[www.thern.com](http://www.thern.com)

**Thern Europe**  
Bedrijvenpark Twente 454e  
7602 KM Almelo The Netherlands  
Phone: +31-546-898-380  
[europe@thern.com](mailto:europe@thern.com)